

Corning® ClearCurve® Multimode Optical Fiber Product Information



Bend Performance and Compatibility

Corning® ClearCurve® ultra-bendable laser-optimized™ multimode optical fiber delivers the best macrobending performance in the industry while maintaining compatibility with current optical fibers, equipment, practices and procedures. ClearCurve OM2, OM3 and OM4 multimode fiber is designed to withstand tight bends and challenging cabling routes with substantially less signal loss than conventional multimode fiber. This new multimode optical fiber allows designers, installers and operators of enterprise networks (including local area networks, data centers and industrial networks) to use multimode optical fiber in a package that is easier to handle and install. With greater signal protection when subjected to tight bending, ClearCurve offers greater system security and reliability meaning maximized network up-time and lower associated maintenance costs.

Building on the proven bandwidth capability of Corning’s InfiniCor® fibers, the world’s first laser-optimized™ multimode fibers, ClearCurve multimode fibers increase your capacity to succeed:

- Industry leading macrobending performance below 10 mm radius
- High performance minEMBc certified bandwidth to support 850 nm transmission at data rates up to 100 Gb/s
- Higher data aggregation in the backbone, riser and high-speed parallel interconnects (HSPIs)
- Fully backwards-compatible and ideally suited to current and future broad range of laser-based protocols and applications
- Superior measurement technology and manufacturing control
- Industry-leading CPC® coatings for superior microbend and environmental performance

	ClearCurve® OM4 fiber	ClearCurve® OM3 fiber	ClearCurve® OM2 fiber
Optimized Data Rate over Distance	40/100 Gb/s over 170 m* 10 Gb/s over 550 m 1 Gb/s over 1100 m	40/100 Gb/s over 140 m* 10 Gb/s over 300 m 1 Gb/s over 1000 m	Not included in the standard 10 Gb/s over 150 m 1 Gb/s over 750 m

Standards Compliance

ISO/IEC 11801	type OM4 fiber	type OM3 fiber	type OM2 fiber
IEC 60793-2-10	type A1a.3 fiber	type A1a.2 fiber	type A1a.1 fiber
TIA/EIA	492AAAD	492AAAC-B	492AAAB-A
ITU	ITU G651.1	ITU G651.1	ITU G651.1

*Distances specified in the 40G/100G per IEEE 802.3ba standard are 150m on OM4 and 100m on OM3; Corning fibers are manufactured to tighter dispersion specifications and thereby support the extended distances shown in the table (assuming cable attenuation ≤3.0 dB/km and same 1.0 dB of connector loss for OM3 that the standard requires for OM4).

The Smart, Reliable, Cost-Effective Network Choice

No one can match Corning's superior measurement technology and manufacturing control of the refractive index profile. Consequently, ClearCurve multimode optical fibers deliver exceptional high bandwidth and superior transmission performance for the most demanding applications, while allowing the use of low-cost, high-speed 850 nm vertical cavity surface-emitting lasers (VCSELs).

High Bandwidth Performance You Can Rely On

Corning is a world leader in developing and using the most advanced measurement techniques for laser-optimized multimode fibers. Corning uses direct manufacturing process control and integrated measurement techniques for all ClearCurve fibers to ensure robust performance in laser-based systems.

We ensure EMB via calculated effective modal bandwidth (minEMBc) for all our ClearCurve multimode optical fibers. minEMBc is a differential mode delay (DMD) - 100% measured bandwidth method that best predicts multimode performance in high-bandwidth laser-based systems up to and including 100 Gb/s. Corning was the first optical fiber manufacture to provide customers with minEMBc measured bandwidth values for individual laser-optimized multimode fibers.

Optical Specifications

Bandwidth

Corning Optical Fiber	High Performance EMB*	Legacy Performance EMB**	
	(MHz.km)	850 nm	1300 nm
	850 nm only	850 nm	1300 nm
ClearCurve® OM4 fiber	4700	3500	500
ClearCurve® OM3 fiber	2000	1500	500
ClearCurve® OM2 fiber	950	700	500

*Ensured via minEMBc, per TIA/EIA 455-220A and IEC 60793-1-49, for high performance laser-based systems (up to 100 Gb/s).

**OFL BW, per TIA/EIA 455-204 and IEC 60793-1-41, for legacy and LED-based systems (typically up to 100 Mb/s).

Attenuation

Wavelength (nm)	Maximum Value (dB/km)
850	≤ 2.3
1300	≤ 0.6

No point discontinuity greater than 0.2 dB. Attenuation at 1380 nm does not exceed the attenuation at 1300 nm by more than 3.0 dB/km.

Macrobend Loss

Mandrel Radius (mm)	Number of Turns	Induced Attenuation (dB)	
		850 nm	1300 nm
37.5	100	≤ 0.05	≤ 0.15
15	2	≤ 0.1	≤ 0.3
7.5	2	≤ 0.2	≤ 0.5

Numerical Aperture

0.200 ± 0.015

Dimensional Specifications

Glass Geometry

Core Diameter	50.0 ± 2.5 μm
Cladding Diameter	125.0 ± 1.0 μm
Core-Clad Concentricity	≤ 1.5 μm
Cladding Non-Circularity	≤ 1.0%
Core Non-Circularity	≤ 5%

Coating Geometry

Coating Diameter	242 ± 5 μm
Coating-Cladding Concentricity	< 12 μm

Environmental

Environmental Test	Test Condition	Induced Attenuation 850 nm & 1300 nm (dB/km)
Temperature Dependence	-60°C to +85°C	≤ 0.10
Temperature Humidity Cycling	-10°C to +85°C and 4% to 98% RH	≤ 0.10
Water Immersion	23°C ± 2°C	≤ 0.20
Heat Aging	85°C ± 2°C	≤ 0.20
Damp Heat	85°C at 85% RH	≤ 0.20

Operating Temperature Range: -60°C to + 85°C

Mechanical Specifications

Proof Test

The entire fiber length is subjected to a tensile stress ≥ 100 kpsi (0.7 GN/m²)*.

* Higher proof test levels available.


Length

Fiber lengths available up to 17.6 km/spool.

Performance Characterizations

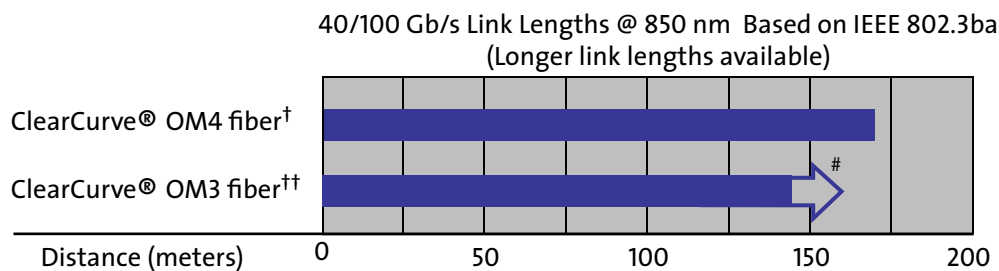
Characterized parameters are typical values.

System Link Length



Additional system reach capable with ClearCurve OM2/OM3/OM4 fiber reel-specific bandwidth metric and values as provided by Corning (subject to availability)

* 10 Gb/s link length show for ClearCurve OM4 fiber require cable attenuation ≤ 3.0 dB/km and total connector loss ≤ 1.0 dB.



Additional system reach capable with ClearCurve OM3/OM4 fiber reel-specific bandwidth metric and values as provided by Corning (subject to availability).

* OM2 is not included in the IEEE 802.3ba Standard for 40/100 Gb/s systems.

** Link lengths as characterized in IEEE 802.3ae (10 Gigabit Ethernet) and IEEE 802.3ba (40 and 100 Gigabit Ethernet) for ClearCurve multimode fiber-specific bandwidth metrics and standards compliant components.

***40 Gb/s and 100 Gb/s link lengths shown for ClearCurve OM3 and ClearCurve OM4 fiber systems require cable attenuation ≤ 3.0 dB/km and total connector loss ≤ 1.0 dB.

† OM4 requires 1.0 dB of connector loss.

†† OM3 allows for 1.0 dB of connector loss.

Refractive Index Difference

1%

Effective Group Index of Refraction (N_{eff})

850 nm: 1.480
1300 nm: 1.479

N_{eff} was empirically derived to the third decimal place using a specific commercially available OTDR

Fatigue Resistance Parameter (n_d)

20

Coating Strip Force

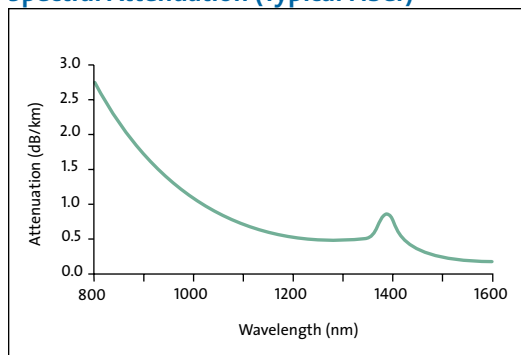
Dry: 0.6 lbs (2.7N)
Wet, 14 days in 23°C water soak: 0.6 lbs (2.7N)

Chromatic Dispersion

Zero Dispersion Wavelength (λ_0): $1295 \text{ nm} \leq \lambda_0 \leq 1315 \text{ nm}$

Zero Dispersion Slope (S_0): $\leq 0.101 \text{ ps}/(\text{nm}^2 \cdot \text{km})$

Spectral Attenuation (Typical Fiber)



CORNING

Corning Incorporated
One Riverfront Plaza
Corning, NY 14831 U.S.A.
Ph: 607-248-2000
Email: cofic@corning.com
www.corning.com/opticalfiber

Corning and ClearCurve are registered trademarks
of Corning Incorporated, Corning, NY.

© 2011 Corning Incorporated